



Computing Knowledge Organisers


EYFS



EYFS


Reception Key Learning


Real life contexts/ Other opportunities to apply my skills

Unit Theme	'I can'
 <p>Mouse and Trackpad Skills</p>	I can hold a computer mouse with my finger on the correct buttons.
	I can use a mouse to make the cursor move around the computer screen where I want it to go.
	I can click the correct mouse button to play games on the computer.
	I can use a mouse accurately to click and drag objects on the screen.
	I can use the mouse roller to scroll up and down a page.
	I can use a laptop touchpad


Reception Key Learning

Real life contexts/ Other opportunities to apply my skills

Unit Theme	'I can'
<p data-bbox="104 615 137 839">Keyboard Skills</p>  <p data-bbox="249 896 468 925">Keyboard Skills</p>	I can find all the letters of the alphabet on a keyboard.
	I can put spaces between words in my typed work.
	I know how to correct typed work without re-doing the work entirely using the delete keys.
	I can type capital letters and lower case and know how to change between these
	I can type numbers using a keyboard.
	I know how to move to the next line down when typing.
	I can use the arrow keys to move around the screen
	I can use the different inputs of a computer keyboard.



Nursery Key Learning


	Unit Theme	'I can'
Robots	 <p>Robots</p>	I can talk about where I am moving a toy vehicle whilst I am moving it.
		I can describe the route taken by a toy vehicle.
		I can follow directions to make a route for a toy vehicle.
		I can plan a route for a toy vehicle.
		I can follow my own plan for where the toy vehicle should move.
		I can make a floor robot move.
		I can control the forwards, backwards and rotation of a floor robot one step at a time.
		I can program a 3-step route for a floor turtle.
		I can predict where a floor robot will end up when given the instructions for a 2 or 3 step route.
		I can plan a route for a floor robot and then carry out these instructions one step at a time.
		I can plan a route for a floor robot and then carry out these instructions more than one step at a time.

Real life contexts/ Other opportunities to apply my skills

Supplement with Barefoot computing scheme


Nursery Key Learning

Real life contexts/ Other opportunities
to apply my skills

Technology Around Us	Unit Theme	'I can'
	 <p>Technology Around Us</p>	I can talk about what technology is used at home.
		I can talk about what technology is used outdoors.
		I can talk about what technology is used in the world around me.

Reception Key Learning


Real life contexts/ Other opportunities
to apply my skills

Unit Theme	'I can'
<p data-bbox="89 686 122 825">Hardware</p>  <p data-bbox="262 911 405 936">Hardware</p>	I can understand why having clean hands is important when using shared devices.
	I can understand why it is not sensible to eat and drink whilst using a technological device.
	I can understand why I need to take care with electronic devices and their plugs and wires.
	I can take appropriate actions when I need to carry a device to a different location.
	I can use devices with care.
	I can identify the technology used around me.
	I can identify the parts of a computer and what they are for.

Ongoing unit referred to throughout computing lessons.

EYFS Key Learning


Real life contexts/ Other opportunities
to apply my skills

Unit Theme	'I can'
 <p>Safety and Privacy</p>	I can explain how my work on the computer belongs to me and other people's work belongs to them.
	I can explain what it means for something to be private.
	I can talk about how my body feels when I am not comfortable with something.
	I know who can help me when I am feeling worried.
	I can show that I understand how to be kind to others.
	I can choose activities in my free time that help me to be healthy.

Internet safety day (February), link to PSHE SCARF unit keeping myself safe.

EYFS Key Learning

Real life contexts/ Other opportunities
to apply my skills

Unit Theme	'I can'
<div data-bbox="71 654 114 872" style="writing-mode: vertical-rl; transform: rotate(180deg);">Drawing Skills</div> <div data-bbox="206 654 486 929">  </div> <div data-bbox="236 936 453 972">Drawing Skills</div>	<div data-bbox="402 344 550 436" style="background-color: #FFD700; border-radius: 15px; display: inline-block; padding: 5px;">N</div> <p>I can select colours when painting on the computer.</p>
	<p>I can draw pictures on the computer to go with my work.</p>
	<p>I can use a computer to draw with different widths of pens.</p>
	<p>I can try the different tools that I can draw with on the computer.</p>
	<div data-bbox="402 843 550 936" style="background-color: #FFD700; border-radius: 15px; display: inline-block; padding: 5px;">N</div> <p>I can use the undo button correctly.</p>
	<div data-bbox="384 965 537 1058" style="background-color: #FFD700; border-radius: 15px; display: inline-block; padding: 5px;">N</div> <p>I can use the erase button.</p>
	<div data-bbox="384 1079 537 1172" style="background-color: #FFD700; border-radius: 15px; display: inline-block; padding: 5px;">N</div> <p>I can use a touchscreen device purposefully.</p>
	<p>I can draw on a computer using a mouse.</p>